



# The Family That Plays Together


For this Delaware family, the rockin' good times are in their own award-winning theater

By Maureen Jensen


**T**he mandate for this active family was simple—they wanted to entertain, watch movies, play rock and roll and be able to do it all in their basement. But that's where the simplicity ended and the challenges began.

Enter Rob Dzedzy of Pennsylvania

electronic systems contractor Media Rooms Inc. "The first challenge to overcome was that the client wanted to hide the sewage clean-out that protruded from the basement floor. The clean-out was located two feet off of the back wall, in the viewing area, and stood 14 inches high. Initially the thought was to pack







Media Rooms developed a plan to add a stage in the front of the viewing area to conceal the sewage clean out and provide an area where the family could perform.



The client wanted the bar to appear more like a commercial bar and not have the appearance of a typical in-home bar.



Rob Dzedzy, president of  
Media Rooms Inc.

#### CONTACT INFORMATION:

##### **Electronic Systems Contractor/ Woodworker:**

##### **MEDIA ROOMS INC.**

Rob Dzedzy, President  
20 Hagerty Blvd., Ste 5  
West Chester, PA 19382  
(610) 719-8500


[www.mediaroomsinc.com](http://www.mediaroomsinc.com)  
[rob@mediaroomsinc.com](mailto:rob@mediaroomsinc.com)

*CEDIA Member Since 1990*

#### ■ equipment Contact the CEDIA ESC for a complete equipment list.

SIM2 D60 Domino Series 1080p DLP Projector; Peerless PRG-UNV Ceiling Mount Hardware Kit; Middle Atlantic Thermostatically Controlled Fan Kit for Projector; Draper Premier Motorized Video Screen HDTV (16:9) Format 106" diagonal; 52"H x 92"W; Powerbridge In-Wall Kit; Denon AVR-3310CI Surround Sound Receiver, BDP-1610 BluRay DVD Player; Triad InWall Silver/4 LCR Left & Right Front Speakers (2), InWall Silver/4 LCR Center Speaker, InWall SlimSub with RackAmp300 (2); Tripp Lite HT7300PC Surge Protection System; Straight Wire Harmony Cable & HDMI; Universal Remote MX-900 Remote Control, MRF-350 RF Kit





Media Rooms has a 6,400-square-foot facility that also includes its own woodworking facility. They designed the theater elements—stage, columns and crown molding—then fabricated, stained and lacquered all of these items in their in-house cabinet shop.

out the wall to hide the clean-out and install an access panel. The downside was that the room would become two feet less deep and the client would lose over 30 square feet of living space.”

As an alternative, Dzedzy developed a plan to add a stage in the front of the viewing area. The stage was the perfect solution. Not only were they able to conceal the sewage clean-out, but Dzedzy was also able to provide an area where the family could perform on stage. The homeowners and their grown children all play instruments and the family plays together frequently. The stage provides a perfect setting for family band concerts. When the family is not performing together, a motorized video screen drops down, and the family can sit back and enjoy a movie or play video games on their 106-inch diagonal screen.

Media Rooms can also offer their clients a full turnkey solution. Explained Dzedzy, “We have a 6,400-square-foot facility that

also includes our own woodworking facility. We designed the theater elements—stage, columns and crown molding—then fabricated, stained and lacquered all of these items in our in-house cabinet shop. The wood components were then installed at the job site.”

All of the audio-video components are hidden from view, giving the room an elegant uncluttered appearance. The video projector is enclosed in the soffit in the rear of the room. The screen is concealed behind the crown molding. The front, left and right speakers are hidden behind the front columns, and the subwoofer and center speaker are hidden behind the stage curtain. Lastly, the components are tucked away in an equipment closet.

“As the plans for the theater matured, the homeowner looked to us to finish the rest of the space,” said Dzedzy. “This included designing and building a custom bar in our in-house cabinet shop, an exercise area, a pool



table area and game area.

"The bar became the next challenge since the homeowner wanted the bar to look like a bar that you might see in a nice restaurant. He wanted it to appear more like a commercial bar and not have the appearance of a typical in-home bar. It was to include a quality bar rail on the front edge and a drip rail on the inside edge. The client wanted the appliances, located behind the bar, to be exposed to enhance the commercial appearance.

"The family room and media area, bar and gaming areas are now the favorite place for the family to spend quality time together."

In April, the project earned Media Rooms, Inc. the National Association of the Remodeling Industry (NARI) 2011 National Contractor of the Year Award for Home Theater & Media Rooms \$150,000 and Over.

Commented Dzedzy, "I was very proud, and it is always an honor to be recognized. It's great to be able to use these awards as marketing tools for future clients."

Dzedzy is currently serving on the NARI/CEDIA Remodeling and Home Technologies Council. He is chairman of the marketing committee.

"There is such a strong synthesis for these two groups in working together, and for me personally, it's wonderful to contribute to the industry's growth," concluded Dzedzy. ■



When the family is not performing together, a motorized video screen drops down, and the family can sit back and enjoy a movie or play video games on their 106-inch diagonal screen.